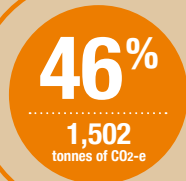




FY19



ENVIRONMENTAL AND WASTE SNAPSHOT



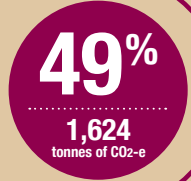
BUSINESS TRAVEL

INTERNATIONAL AND DOMESTIC FLIGHTS
1,412 tonnes of CO₂-e

LAND TRAVEL
90 tonnes of CO₂-e



ELECTRICITY AND GAS



3%

87
tonnes of CO₂-e

PAPER

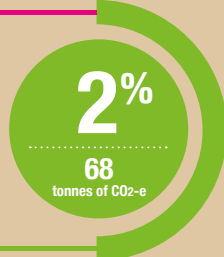


PRINTING PAPER AND ENVELOPES
57 tonnes of CO₂-e

PAPER TOWEL AND TOILET PAPER
21 tonnes of CO₂-e

COPY PAPER
9 tonnes of CO₂-e

WASTE TO LANDFILL



EMISSIONS BY SCOPE

SCOPE 1: 30 tonnes CO₂-e

SCOPE 2: 1,432 tonnes CO₂-e

SCOPE 3: 1,819 tonnes CO₂-e

WHAT WE'VE DONE TO IMPROVE

- Installed more video conferencing facilities across the Group to reduce the need for business travel
- Implemented more effective paper towel dispensers

- Introduced a coffee cup recycling program in our Sydney office with plans to expand to other locations in FY20
- Delivered ongoing employee education about how they can reduce their carbon footprint at work and at home

*Data compiled from nib FY19 GHG Emissions Report