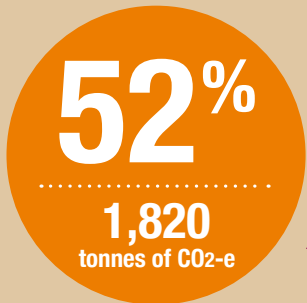



FY18 ENVIRONMENTAL & WASTE SNAPSHOT





BUSINESS TRAVEL



INTERNATIONAL AND DOMESTIC FLIGHTS
1,799 tonnes of CO₂-e

VEHICLE FLEET TRAVEL
21 tonnes of CO₂-e

ELECTRICITY AND GAS



TOTAL ANNUAL EMISSIONS

3,515



TONNES OF CO₂-e

PAPER

PRINTING PAPER AND ENVELOPES
100 tonnes of CO₂-e

PAPER TOWEL/TOILET PAPER
20 tonnes of CO₂-e

COPY PAPER
11 tonnes of CO₂-e



WASTE TO LANDFILL

EMISSIONS BY SCOPE	SCOPE 1: 21 tonnes CO ₂ -e (1%)
	SCOPE 2: 1,322 tonnes CO ₂ -e (38%)
	SCOPE 3: 2,172 tonnes CO ₂ -e (62%)

WHAT WE'VE DONE TO IMPROVE

- Installed video conferencing facilitates across the Group to reduce amount of employee air and land travel
- Continued to encourage our members and shareholders to switch to e-comms to reduce paper usage
- Educated employees to cut their own emissions such as encouraging carpooling to work
- Introduced more effective waste management systems to cut down on amount of landfill we produce

*Data compiled from nib FY18 GHG Emissions Report